ASSEMBLIES LOCATION			
#	E SHEET	GRID LOC	ELEVATION
1	E5003	2.1/C.2-C.6	19.000

SHIPPING MARK	PIECE MARK	BILL OF MATERIAL QTY.	DESCRIPTION	GRADE	LENGTH	PAINTING AREA (sq.ft)	TOTAL WEIGHT (Lbf)	NOTES
5645B		1	BEAM		32'-5 3/8"			
	20050	1	W18X46	A992	32'-5 3/8"	159.51	1490.77	
	p5114	1	PL7/8"X11 9/16"	A36	7'-3 7/8"	14.98	246.65	
	p5129	8	PL1/2"X2 13/16"	A36	1'-4 3/4"	6.23	52.80	
	p5240	1	PL1/2"X4 1/2"	A36	1'-4 3/4"	1.17	10.46	
	p5241	4	PL3/8"X2 13/16"	A36	1'-4 3/4"	3.00	19.87	
	p5310	4	PL1/4"X4 1/2"	A36	1'-4 3/4"	4.40	20.98	
	p5388	1	PL1/2"X2 13/16"	A36	1'-4 3/4"	0.78	6.62	
		10	TOR Ø7/8"X2 1/2"	A325SC				
						190.08	1848.16	

NOTES:
ALL COPES MUST BE
ROUNDED TO 3/8 " RADIUS.

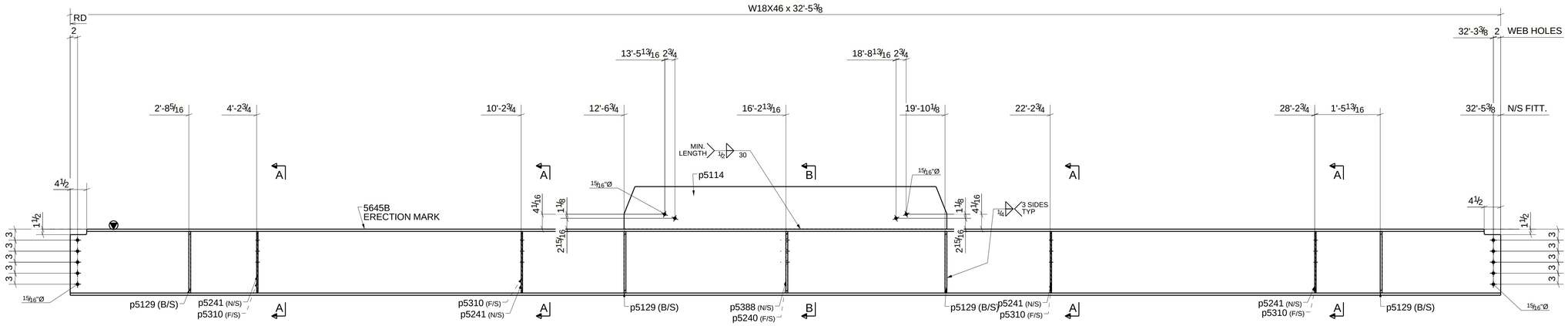

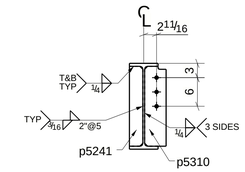

SECTION - A - A

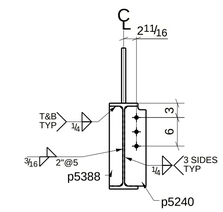

SECTION - B - B

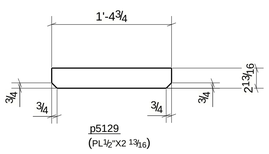

p5129
(PL1/2"X2 13/16)

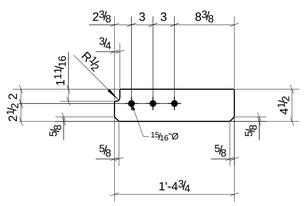

p5240
(PL1/2"X4 1/2)

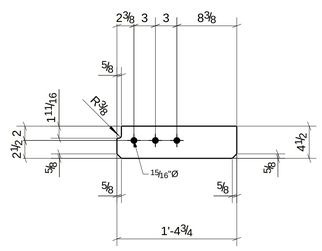

p5310
(PL1/4"X4 1/2)

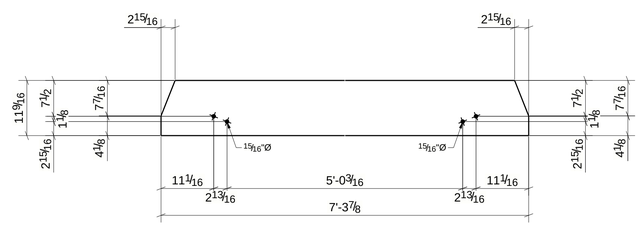

p5114
(PL7/8"X11 9/16)

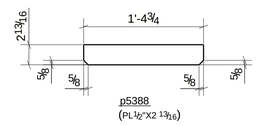

p5388
(PL1/2"X2 13/16)

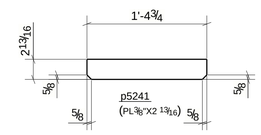

p5241
(PL3/8"X2 13/16)

SYMBOLOGY

- N/S -NEAR SIDE MARK
- F/S -FAR SIDE MARK
- B/S -NEAR SIDE BOLT MARK
- E.I. -EXCEPT INDICATED
- -NEAR SIDE HOLE
- -FAR SIDE HOLE
- EL -LEVEL
- W.P. -WORK POINT
- CL -CENTER LINE
- -CONNECTING SIDE
- RD -RUN DIMENSION

ONE - BEAM - 5645B

REV.	DATE	DESCRIPTION
A		FOR INFORMATION
-		FOR APPROVAL

DSENCO
STEEL DETAILING AND ENGINEERING SERVICES
WWW.dsenco.com

CUSTOMER LOGOTYPE

NOTES:

REFERENCE DRAWINGS:

PROJECTION

ISSUE PURPOSE
- [x] FOR INFORMATION
- [ ] PRELIMINARY
- [ ] FOR APPROVAL
- [ ] FOR FABRICATION
- [ ] FINAL
- [ ] ASBUILT

THIS CONFIDENTIAL DOCUMENT IS THE PROPERTY OF XXXXX AND SHALL NOT GIVEN, COMMUNICATED, COPIED OR REPRODUCED EXCEPT WITH OUR WRITTEN PERMISSION.

PROJECT:
AREA: BEAMS @ ROOF
LOCATION:
CLIENT:
DESCRIPTION: BEAM

DRAWN BY:
REVISED BY:
ISSUE DATE:
DATE:
ESCALA: NO
PRIORITY: 0
DRAWING No./DWG No.: 5645B
REV.: A

RECOMMENDED PRINT SIZE: ARCH_D (24"x36")